





# Patch Bay - ING

31/08/2005

Video Patch Bays	4
Video Patch Bays Accessories	5
BNC Connectors	6
Triaxial Connectors	7
Audio Longframe Patch Bays	8
Audio Bantam Patch Bays	9
RS422 Serial Data	10
Patch Cord and Accessories	10
Prewired Patch Bays	11
Methods of Jacks Normalising	11
Jacks - Bantam	12
Speakon - RCA	13
3-Pin XLR	14
IDC 3-Pin XLR	15
Chassis 3-Pin XLR	16
4 - 7 Pin XLR	17
EP Speaker Series	18
AP Speaker Series	19
DIN and Sub-D	20


Ask for other catalogues  
or visit our web site [www.linkitaly.com](http://www.linkitaly.com)

## Video Patch Bays

The secret of success of the Link Video Patch Bay range is mainly due to their being acknowledged as exceptional value for money. Manufactured using high quality components Link Video Patch Bays comply with all the international W.E. standards. The satin-finish anodised panels – available in 1 and 2 RU - house phenol resin panels that guarantee dimensional stability. Tooled by numeric controlled machines they also feature a winning design.

### Mini Video

High density Video Panels in 2x32 Mini WECO Jack configuration, ideal for use in mobile video application where space is at premium such as in news gathering mini-vans and broadcast trailers.




Available in 1RU with black panels, the 1½RU are available in satin-finish anodised panels or grey dust epoxy (as shown in the picture) housing phenol resin panels that guarantee dimensional stability. The 3 GHz Mini Weco Jacks used in Link Mini Video Patch bays are rated to handle digital video data rates up to SDI and HDTV specifications.

Codice	
EC V 232 S	Mini Video Patch-bay 1U 2x32 Mini-Jacks
EC V 332 S	Mini Video Patch-bay 1 1/2 U 2x32 Mini-jacks

### Composite

Link **Normalised Patch bays** are produced using 2.4GHz Video Jacks. The Self-normalled Terminated Dual Video Jacks route internally one video device to another. Typically, BNC connectors are used with the rear source (input, Row 1), and rear destination (output, Row 2). On the front are standard video patch ports. The normal path run from the rear source to the rear destination. The signal can be re-routed by inserting a patch cord into either front port. When patched, the Jacks route signals straight through, and any unused signal is terminated to a 75 ohm load. When unpatched, the rear source port is normalled to the rear destination port.

Codice	
EC V 124 S	Patch-bay video 1U 2x24 RGB passo standard 16mm
EC V 126 S	Patch bay video 1U 2x26 RGB passo standard 16mm
EC V 216 S	Patch-bay video 2x16 standard
EC V 224 S	Patch-bay video 2x24 standard
EC V 226 S	Patch-bay video 2x26 standard
EC V 124 NT	Patch-bay video 1U 2x 24 terminate 75 Ohm
EC V 126 NT	Patch-bay video 1U 2x 26 terminate 75 Ohm
EC V 224 NT	Patch-bay video 2x24 normalizz
EC V 226 NT	Patch-bay video 2x26 normalizz



### RGB Component

Video Patch Bays with the Jack configuration layout to accommodate the RGB pattern.




Codice	
EC V 224CNT	Patch-bay video RGB 2x24 normalizzata
EC V 224CS	Patch-bay video RGB 2x24

Not suitable for application above 50 V ac; 75 volt dc.

## Mini Weco

The Mini Weco straight-through Jack used by Link have a bandwidth up to 3 GHz allowing their use for analogue, serial digital as well as HDTV specifications. The long and short bodies provide room for BNC installation because of their staggered mounting pattern.



Codice	Jacks
EC MWS T	Mini-WECO video jack coassiali corti
EC MWL T	Mini-WECO video jack coassiali lunghi
EC MW MVC	Mini-WECO video jack maschio volante a crimpare
EC MW NT	Mini-WECO video jack passante terminato 75 Ohm

Codice	Patch Cord
EC MWC 30*	Patch-cord video 30 cm
EC MWC 60*	Video patch-cord 60 cm
EC MWC 90*	Video patch-cord 90 cm
EC MWC 120*	Video patch-cord 120 cm

\*Please replace asterisk with colour code needed: R=Red, G=Green, B=Blue, Gr=Grey.

### Dual Mini Jack

Impedance	75 ohms nominal
Voltage rating	400 VRMS
Insulation Resistance	5000 megaohms
Return loss	Better than 18 dB @ 3 GHz (75 ohms)
Insertion loss	Better than 0.25 dB Loss to 3 GHz
Center Contact	15 milliohms maximum
Outer Contact	2 milliohms maximum
Termination Resistor	75 ohms

Codice	
AVP VJM NT	Mini Weco Jack terminated 75 Ohm

## Weco Jacks



Codice	
EC FV FP500	Connettore video Femmina pannello con BNC
EC FV U25	Ponticello Video passo mm 25
EC FV U16	Ponticello Video passo mm 16
EC FV MVBNC	Adattatore video MV/BNC
EC FV MVC	Connettore video maschio volante a crimpare



**AVP VJ NT**  
The dual video jacks are suitable for digital video signals like SDI and HDTV standards.

Codice	
AVP VJ NT	Jack doppio video terminato 75 Ohm

### Dual Jack

Impedance	75 ohms nominal
Voltage rating	400 VRMS
Insulation Resistance	5000 megaohms
Return loss	Better than -23 through 2.25 GHz (75 ohms)
Center Contact	15 milliohms maximum
Outer Contact	2 milliohms maximum

Video Patch Cords are manufactured with double shielded eurocable video cable and gold-plated contacts 75 Ohm video Jacks, comply with International W.E. standard.



Codice	
EC VPC 30*	Patch-cord video cm 30
EC VPC 60*	Patch-cord video cm 60
EC VPC 90*	Patch-cord video cm 90
EC VPC 120*	Patch-cord video cm 120
EC VPC RGB 30	Patch-cord video per Component cm 30
EC VPC RGB 60	Patch-cord video per Component cm 60
EC VPC RGB 90	Patch-cord video per Component cm 90
EC VPC RGB 120	Patch-cord video per Component cm 120


\*Please replace asterisk with colour code needed: R=Red, G=Green, B=Blue, Gr=Grey.

Not suitable for application above 50 V ac; 75 volt dc.




## BNC Connectors


The BNC connectors guarantee good performance. They are available in a complete range to satisfy all your needs. Cable connectors come with crimp contacts, panel versions are available in solder, crimp or bulkhead through type. Also available in the range are cable guides for the crimp version, and adapters. Suitable to fit RG58, RG59 (single and double shielded), RX75 and RX174 eurocable. Also available on request BNC 59 at 3 GHz.




AC BNC JJ 75




BNC 59 PPI




BNC 59 FPC



BNC 59 MV



BNC 59 FV




BNC 174 MV

Code	BNC for chassis
AC BNC JJ 75	BNC chassis "D" series bulkhead through 50/75 Ohm
BNC 59 FP	BNC chassis female 50/75 Ohm solder
BNC 59 FPI	BNC insulated chassis female 50/75 Ohm solder
BNC 58 FPC	BNC chassis female 50 Ohm crimp
BNC 59 FPC	BNC chassis female 75 Ohm crimp
BNC 59 PP	BNC female-female bulkhead through 50/75 Ohm
BNC 59 PPI	BNC female-female bulkhead through 50/75 Ohm insulated


Code	BNC for cable
BNC 58 FV	BNC cable female 50 Ohm crimp
BNC 59 FV	BNC cable female 75 Ohm crimp
BNC 58 MV	BNC cable male 50 Ohm crimp
BNC 59 MV	BNC cable male 75 Ohm crimp
BNC 174 MV	BNC cable male 75 Ohm for RX174
BNC RX75 MV	BNC cable male 75 Ohm for RX75

## Accessori e Utensili per BNC


Code	Accessories and terminations
BNC 58 GC	Protective cable-guide for 58 BNCs
BNC 59 GC	Protective cable-guide for 59 BNCs
BNC 59 FF	BNC cable adapter female-female 50/75 Ohm
BNC 59 FMF	BNC cable adapter female-male-female 75 Ohm
BNC 50 TER	BNC Termination 50 Ohm
BNC 75 TER	BNC Termination 75 Ohm
PF BNC	Adapter plate BNC - D series
PF BNC FP	Adapter plate BNC - solder
BNC SPLCX	Stripper for RG 58/59 cables with SPL MEM
BNC SPL LAME	Blades for BNC SPLCX
BNC SPL MEM	Memory for BNC SPLCX (spare)
BNC SPLCX 59	Stripper for RG58 and RG59 cables
BNC CRIMP	Universal crimping tool for BNC




BNC 75 TER




BNC 59 FF



BNC 59 GC



BNC SPLCX



BNC SPL MEM



BNC SPL LAME

BNC	Cavo eurocable
BNC 59 MV	CVS LKRG58C17
	CVS LKRG59C17
	CVS LKRG59S2
BNC 174 MV	CVS LKRG59HF
	CVS LKRG59DS
	CVS LKA2V5
	CVS LKRGBD3
	CVS LKRGBYD3
BNC RX75 MV	CVS LKRCRND3
	CVS LKRX174
	CVS LKCRON1
	CVS LKCRON2
	CVS LKA8V6P1
	CVS LKRX75S2



BNC SPLCX 59

BNC CRIMP

Manual crimping tool, easy to use, giving you a perfect result exerting minimum pressure.



The SPLCX is an automatic stripper for coaxial cable and it is supplied with BNC SPL MEM which allows the blades to be regulated to strip different cable sizes. The set of three interchangeable blades is not included and has to be ordered separately. The SPLCX 59 is an economic tool that can strip both RG58 and RG59 and is provided complete with a fixed blade that cannot be replaced.


Not suitable for application above 50 V ac; 75 volt dc.



# Triaxial Connectors

The Fischer precision self-locking series of triaxial connectors have been developed in close co-operation with leading TV Camera manufacturers. When connected with eurocable low attenuation cables, they are ideal for the transmission of colour TV multiples signals in studios and outdoors.

The main features of this connectors are low contact resistance and durability. The waterproof and rugged design assures reliable transmission between camera and control unit in studios or broadcast vehicles, where long cable lengths are used under extreme weather conditions. They can also withstand the rugged handling that is encountered particularly at outside Broadcast events.




Code	
TRIAX 8 FP	Triax panel female 8 mm connectors
TRIAX 8 FV	Triax cable female 8 mm connectors
TRIAX 8 MP	Triax panel male 8 mm connectors
TRIAX 8 MV	Triax cable male 8 mm connectors
TRIAX 8 PIN	Triax 8 Pin
TRIAX 8 PGF	Triax 8 rubber protect.cable female
TRIAX 8 PGM	Triax 8 rubber protect.cable male

Code	
TRIAX 14 FP	Triax panel female 14 mm connectors
TRIAX 14 FV	Triax cable female 14 mm connectors
TRIAX 14 MP	Triax panel male 14 mm connectors
TRIAX 14 MV	Triax cable male 14 mm connectors
TRIAX 14 PIN	Triax 14 Pin
TRIAX 14 PGF	Triax 14 rubber protect.cable female
TRIAX 14 PGM	Triax 14 rubber protect.cable male

Code	
TRIAX 11 FP	Triax panel female 11 mm connectors
TRIAX 11 FV	Triax cable female 11 mm connectors
TRIAX 11 MP	Triax panel male 11 mm connectors
TRIAX 11 MV	Triax cable male 11 mm connectors
TRIAX 11 PIN	Triax 11 Pin
TRIAX 11 PGF	Triax 11 rubber protect.cable female
TRIAX 11 PGM	Triax 11 rubber protect.cable male

Code	
TRIAX TPF	Triax cup for panel female
TRIAX TPM	Triax cup for panel male
TRIAX AD FF	Triax adapter female/female
TRIAX AD MM	Triax adapter male/male

## Triax tools



Code	
TRIAX CR FR14	Crimping tool for TRIAX 14 ferule
TRIAX 14 FER	Triax 14 ferule
TRIAX TR14A	Die for TRIAX CR FR14 for FP-FV-MV
TRIAX TR14B	Die for TRIAX CR FR14 for MP
LK CRIMP	Crimping tool for contacts
LK TR12	Pin positioner for LK CRIMP
TRIAX KEY1	Triax key for int.cable clamp 8-11
TRIAX KEY2	Triax key for int.cable clamp 14
TRIAX KEY3	Triax key for chassis nut



Not suitable for application above 50 V ac; 75 volt dc.

## Audio Longframe Patch Bays

Additionally available from the Audio Accessories range is a standard line of audio 1/4" Long frame Maxi Jacks and panels. Each Panel is machined in-house from a single solid piece of 19" wide phenolic resin with a smooth black suede finish on the front. Each Jack is hand-adjusted and inspected to ensure years of fail-proof patching. All 1RU panels come with 2 rows of 24 or 26 jacks and 2-line designation strips and a tie bar.



AA 312A/Type1

Panels may be ordered with or without jacks.



Code	
AA 312A/Type1	2x24 1/4" Jacks Audio Patch Bay normalled 1RU
AA 312A/Type2	2x24 1/4" Jacks Audio Patch Bay half-normalled 1RU
AA 312A/Type3	2x24 1/4" Jacks Audio Patch Bay non-normalled 1RU
AA 612A/Type1	2x26 1/4" Jacks Audio Patch Bay normalled 1RU
AA 612A/Type2	2x26 1/4" Jacks Audio Patch Bay half-normalled 1RU
AA 612A/Type3	2x26 1/4" Jacks Audio Patch Bay non-normalled 1RU

### Longframe 1/4" Jacks



AA 300A



AA 320A

Code	
AA 300A	1/4" Long frame jack (3 contacts)
AA 320A	1/4" Long-fr. jack 5 contact w/switch

#### TECHNICAL DATA

- ▶ .078" Western Electric # 1 gold alloy contacts
- ▶ Hot-solder-dipped terminals, fanned for ease in wiring
- ▶ Additional ground terminal, offset for busbar
- ▶ Nylon support bumper ensures solid contact
- ▶ Jack frame and bushing are plated with copper, nickel and bright chrome




Quality guarantee : All Audio Line Jacks are covered by guarantee of replacement in case of failed products.

Not suitable for application above 50 V ac; 75 volt dc.




# Audio Bantam Patch Bays

With the capacity for 48 Jacks per row, the Bantam jack panels make it possible to incorporate more patching into each rack. This is particularly important in mobile units, where space is a critical issue. Each Panel is machined in-house from a single solid piece of 19" wide phenolic resin with a smooth black suede finish on the front. Each Jack is hand-adjusted and inspected to ensure years of fail-proof patching. The 1RU panel comes with 2 rows of 48 jacks and 2-line designation strips and a tie bar.



AA 48P-12AT/1



Panels may be ordered with or without jacks.

Code	
AA 48P-12A/T1	2x48 1/8" Audio Patch Bay normalised 1RU
AA 48P-12A/T2	2x48 1/8" Audio Patch Bay half-normalised 1RU
AA 48P-12A/T3	2x48 1/8" Jacks Audio Patch Bay non-normalised 1RU

## 1/8" Bantam Jacks



AA 800A



AA 820AQ



Code	
AA 800A	1/8" Bantam Jack (3 contacts)
AA 820AQ	1/8" Bantam Jack (5 contacts) with switches

### TECHNICAL DATA

- ▶ .078" Western Electric # 1 gold alloy contacts
- ▶ Hot-solder-dipped terminals, fanned for ease in wiring
- ▶ Offset ground terminals for bussing of grounds are available on request.
- ▶ Nylon support bumper ensures solid contact
- ▶ Jack frame and bushing are plated with copper, nickel and bright chrome



Not suitable for application above 50 V ac; 75 volt dc.

Quality guarantee : All Audio Line Jacks are covered by guarantee of replacement in case of failed products.

## RS-422 Serial Data

The RS-422 Serial Data System is typically used to patch machine controls, editor ports, or computer data interconnections or any 9-pin RS-422 serial devices which need to be organised and interfaced. Four units are available with different patching capacities (8,12,16 or 26 in and out). The jacks are paired horizontally or vertically.

Code	
AA RS422 1U16	Serial Patch-Bay 1RU box 2x8 channel
AA RS422 1U24	Serial Patch-Bay 1RU box 2x12 channel
AA RS422 2U32	Serial Patch-Bay 2RU box 2x16 channel
AA RS422 2U48	Serial Patch-Bay 2RU box 2x24 channel

AA RS422 1U24



## Patch Cords and Accessories


These patch cords are assembled using eurocable microphone cable and Neutrik 1/4" and 1/8" connectors. Available in black and red in standard lengths, can be supplied in different lengths on request.

NT NKTT...

NT NKTB...

NT NKTT...R

NT NKTB...R



Serial Patch Cord



Code	
NT NKTT03	Neutrik Patch-cord 1/8" cm 30
NT NKTT03R	Neutrik Patch-cord 1/8" cm 30 red
NT NKTT06	Neutrik Patch-cord 1/8" cm 60
NT NKTT06R	Neutrik Patch-cord 1/8" cm 60 red
NT NKTT09	Neutrik Patch-cord 1/8" cm 90
NT NKTT09R	Neutrik Patch-cord 1/8" cm 90 red
NT NKTT12	Neutrik Patch-cord 1/8" m 1,20
NT NKTT12R	Neutrik Patch-cord 1/8" m 1,20 red

Code	
NT NKTB03	Neutrik Patch-cord 1/4" cm 30
NT NKTB03R	Neutrik Patch-cord 1/4" cm 30 red
NT NKTB06	Neutrik Patch-cord 1/4" cm 60
NT NKTB06R	Neutrik Patch-cord 1/4" cm 60 red
NT NKTB09	Neutrik Patch-cord 1/4" cm 90
NT NKTB09R	Neutrik Patch-cord 1/4" cm 90 red
NT NKTB12	Neutrik Patch-cord 1/4" m 1,20
NT NKTB12R	Neutrik Patch-cord 1/4" m 1,20 red

Code	
PJ 762	Serial Bantam patch-cord cm 30
PJ 764	Serial Bantam patch-cord cm 60
PJ 766	Serial Bantam patch-cord cm 90

## Jack accessories

These Patch cord supports built in metal sheet and painted in dust epoxy, may be mounted on a wall or on side of a mixer. They will hold up to 50 patch cords and are supplied complete with fixing screws.

Code	
AA PCH X	1/4" audio patch cords holder
AA PCH N	1/8" audio patch cords holder

Polysand is the quick and easy way to remove tarnish and oxide from brass audio plugs without wearing-away the metal. Available in single sheets and in packages of 10.

AA POLYSAND



Code	
AA POLYSAND	Non-abrasive cloth for Jacks-plugs
AA POLYSAND10	Pack of 10 Non-abrasive cloths for Jacks-plugs




AA PCH X

# Prewired Patch Bays



Rear panel termination is a choice which depends upon the customers particular application. There are two major types: multipin connectors, or punch-down blocks or panels. We can provide Patch Bays already wired with any multipin connectors or punch-down units you need. The type of multipin connector or punch-down unit is based on the customer in-house standards and tooling, together with cost and flexibility.



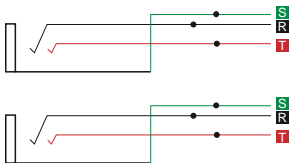
2x26 1RU XLR patchbay tip, ring, and sleeve only come out to the XLR, with normalling at the jacks. These units are common for patching digital audio.



Audio Accessories Patch Bays may be prewired and supplied with Edac Connectors on output.

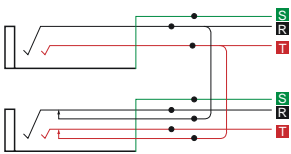
## Methods of Jacks Normalling

Normalling is a wiring scheme whereby a signal path is established from one audio device to another without the use of a patch cord. This is known as the "normal path". The normal path between a pair of jacks is most commonly wired internally from the source jack (Row 1) to the destination jack (Row 2). All of our jacks are available in two types: jacks with normal switches (normalling jacks), and jacks without normal switches (non-normalling jacks). Plugging a patch cord into one of the normalling jacks will break the normal switches connections, allowing the user to reroute the signal path through the patch cord. When the patch cord is unplugged from the jack, the normal path is restored. Normal paths may be installed all at once or may be field-configured as the equipment changes.



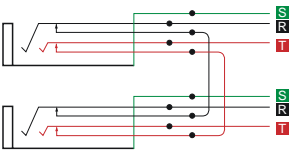
### Non-Normalled (TYPE 3)

A "Non-Normalled" signal path occurs when both the source and destination jacks are non-normalling jacks. Since there are no normal connection on the jacks, there can be no normal path; the signal moves straight through and cannot be interrupted via the insertion of a patch cord.



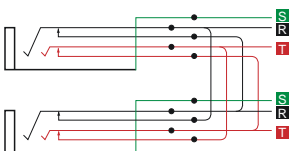
### Half-Normalled (TYPE 2)

A "Half-Normalled" signal path occurs when the Tip (+) and Ring (-) connections of a non-normalling jack (source) are wired respectively to the Tip Normal and Ring Normal connections of a normalling jack (destination). Plugging a patch cord into the source jack (Row 1) allows the user to monitor the source signal without interrupting the normal path. The normal path can be interrupted and redirected only by inserting a plug into the destination jack (Row 2).



### Full-Normalled (TYPE 1)

A "Full-Normalled" signal path occurs when a pair of normalling jacks are wired together at the normals. This normal signal path can be interrupted and redirected by plugging a patch cord into either jack.



### Double-Normalled (TYPE 1)

In the "Double-Normalled" configuration the patch cords must be inserted in both rows so that the normalling can be broken.

Not suitable for application above 50 V ac; 75 volt dc.





## Jacks - Bantam

### 6,3 mm Jacks T-Series

New Amphenol Jack T-Series featuring the unique Australian design and patented "Jaws" system. Also available with gold plated contacts on request.

Code	
AC TM2P	Amphenol metal mono jack
AC TM2PB	Amphenol metal black mono jack
AC TS3P	Amphenol metal stereo jack
AC TS3PB	Amphenol metal black stereo jack

AC TS3P




AC TS3PB



### 6,3 mm Jacks

Cable Jacks 6,3 mm for instrument and musical equipment. They are available in metal, plastic and long-frame rubber shell which is anti-bending.



Code	
J M FV PM	Mono Jack plastic cable female with spring
J M FV MM	Mono Jack metal cable female with spring
J S FV PM	Stereo Jack plastic cable female with spring
J S FV MM	Stereo Jack metal cable female with spring
J M MV PM	Mono Jack plastic cable male with spring
J M MV MM	Mono Jack metal cable male with spring
J M MV GL	Mono Jack cable male with rubber long-shell
J S MV PM	Stereo Jack plastic cable male with spring
J S MV MM	Stereo Jack metal cable male with spring
J S MV GL	Stereo Jack cable male with rubber long-shell

J M MV GL



J S MV GL

Code	
NT PL 2	Neutrik metal mono jack
NT PL 2CB	Neutrik metal black mono jack
NT PL 3	Neutrik metal stereo jack
NT PL 3CB	Neutrik metal black stereo jack

NT PL 2



NT PL 3CB



### 1/4" - 1/8" Jacks

The PL 1/4" and 1/8" sizes are fully compatible with Audio Accessories Patch Bays.

Code	
NT PL 3TBB	Neutrik tel. black stereo jack cable male
NT PL 3TBR	Neutrik tel. red stereo jack cable male
NT PL 3TPB	Neutrik bantam 1/8" black jack
NT PL 3TPR	Neutrik bantam 1/8" red jack

NT PL 3TBB




NT PL 3TPR



Not suitable for application above 50 V ac; 75 volt dc.

# Speakon - RCA

Speakon connectors allow for easy and time-saving wiring and proved an excellent cable relief system. Cable extensions are made by using the male-male adapters.



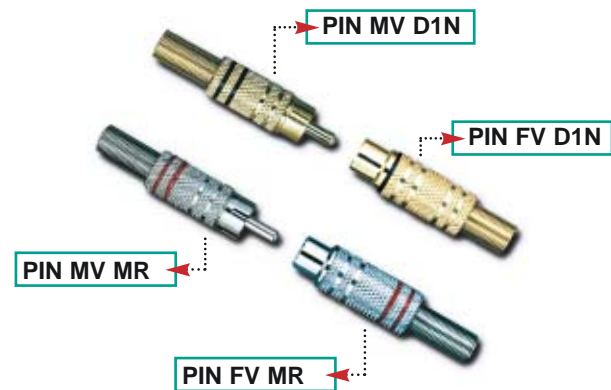
Code	
NT SP 4FC	Neutrik Speakon 4-Pin cable female
NT SP 4MM	Neutrik Speakon 4-Pin adapter
NT SP 4MP	Neutrik Speakon 4-Pin D chassis male
NT SP 4MPR	Neutrik Speakon 4-Pin chassis male

Code	
NT SP 8FC	Neutrik Speakon 8-Pin cable female
NT SP 8MM	Neutrik Speakon 8-Pin adapter
NT SP 8MPR	Neutrik Speakon 8-Pin chassis male

## Pin RCA


RCA Pin Jacks are available in metal or gold-plated body (both body and contact) also with anti-bending spring.

Code	
PIN MV P2R	Pin Jack plas 5mm cabl.male red
PIN MV P2N	Pin Jack plas 5mm cabl.male black
PIN MV P2B	Pin Jack plas 5mm cabl.male blue
PIN MV P2Y	Pin Jack plas 5mm cabl.male yellow
PIN MV MR	Pin Jack met 6mm cabl.male red
PIN MV MN	Pin Jack met 6mm cabl.male black
PIN MV D1R	Pin Jack gold 6mm cabl.male red
PIN MV D1N	Pin Jack gold 6mm cabl.male black
PIN MV D2R	Pin Jack gold 7mm cabl.male red
PIN MV D2B	Pin Jack gold 7mm cabl.male white



Code	
PIN FV P2R	Pin Jack plas 5mm cabl.femal black
PIN FV MR	Pin Jack met 6mm cabl.male red
PIN FV MN	Pin Jack met 6mm cabl.femal black
PIN FV D1R	Pin Jack gold 6mm cabl.male red
PIN FV D1N	Pin Jack gold 6mm cabl.femal black

Code	
PIN FPI D1R	Pin Jack gold panel female red
PIN FPI D1N	Pin Jack gold ins. pan. female black




Not suitable for application above 50 V ac; 75 volt dc.



## 3-Pin XLR

The cable connector range features the cable retention system providing up to 44 kg of strain. A leading first mate break socket contact is standard on all female connectors. The AC series connectors can be quickly and easily assembled without screws. They comply with IEC268-12 and AES 14-1992 standards. The AC connectors are available with cost effective stamped contacts or precision machined contact, in Gold or Silver plate versions.



Codice		
NEUTRIK	AMPHENOL	
NC 3 FX	AC 3 F	XLR 3 F metal cable female
NC 3 FX BAG	AC 3 FB	3-Pin XLR, black metal cable female
NC 3 FX B	AC 3 FBG	3-Pin XLR, black metal cable female gold contacts
	AC 3 M	3-Pin XLR, metal cable male
	AC 3 MB	3-Pin XLR, black metal cable male
NC 3 MX	AC 3 MM	XLR 3 M, metal cable male machined contacts
NC 3 MX BAG	AC 3 MMB	3-Pin XLR, black metal cable male machined contacts
NC 3 MX B	AC 3 MMBG	3-Pin XLR, black metal cable male gold machined contacts

Same features as for the metal version but with a cost effective thermoplastic shell, particularly useful in fixed installation or where mechanical strain conditions are not extreme.

## Adapters

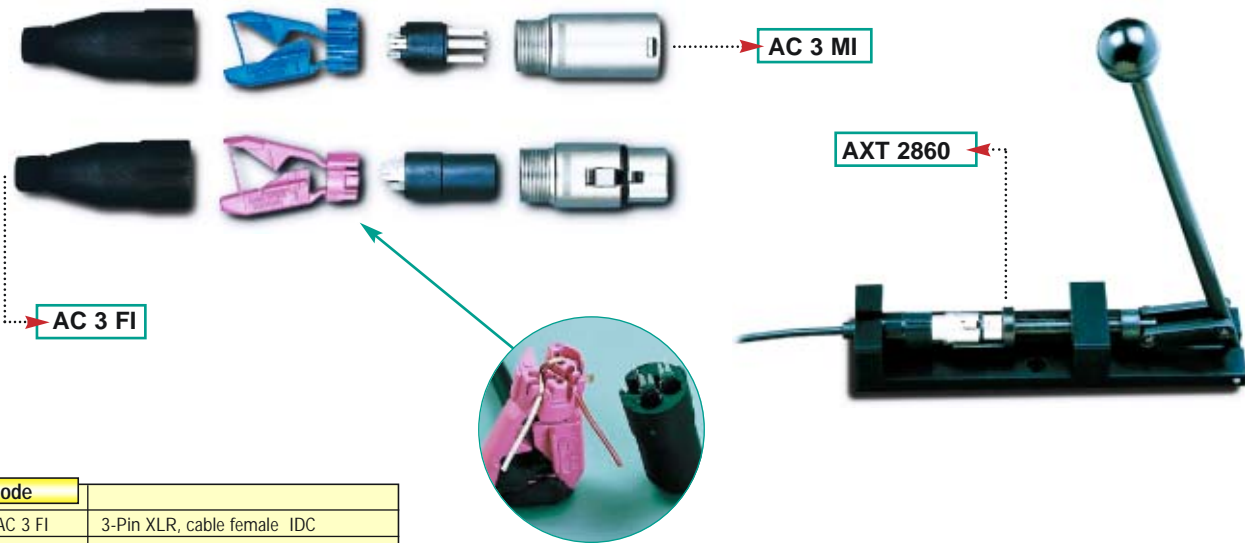
Codice	
AC 3F3F	3-Pin XLR, female-female adapter
AC 3F3FB	3-Pin XLR, female-female adapter black
AC 3F3M	3-Pin XLR, male-female adapter
AC 3F3MB	3-Pin XLR, male-female adapter black
AC 3M3M	3-Pin XLR, male-male adapter
AC 3M3MB	3-Pin XLR, male-male adapter black



Not suitable for application above 50 V ac; 75 volt dc.

# IDC 3-Pin XLR

The Insulation Displacement Contacts (IDC) connector is ideal for Original Equipment Manufacturers and offers an alternative to standard solder connectors. Connectors can be quickly and easily assembled, without screws or a soldering iron, by hand or portable termination tool (T2860). Also available is a gold plated contacts version on request.




Code	
AC 3 FI	3-Pin XLR, cable female IDC
AC 3 FIB	3-Pin XLR, black cable female IDC
AC 3 MI	3-Pin XLR, cable male IDC
AC 3 MIB	3-Pin XLR, black cable male IDC
AC 3 FCPI	3-Pin XLR, plastic cable female
AC 3 MCPI	3-Pin XLR, plastic cable male
AXT 2860	AC cables connectors assembly tool

Termination tool for fast assembly of cable connectors. Simply remove the cable and place both conductors and shield into the specific housing of the strain relief.

## Accessories

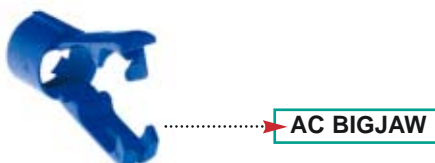
Code		
NEUTRIK	AMPHENOL	
NC BSX 1	AC NUT BRN	Nut for AC cable version brown
NC BSX 2	AC NUT RED	Nut for AC cable version red
NC BSX 3	AC NUT ORG	Nut for AC cable version orange
NC BSX 4	AC NUT YEL	Nut for AC cable version yellow
NC BSX 5	AC NUT GRN	Nut for AC cable version green
NC BSX 6	AC NUT BLU	Nut for AC cable version blue
NC BSX 7	AC NUT VIO	Nut for AC cable version violet
NC BSX 8	AC NUT GRY	Nut for AC cable version grey
NC BSX 9	AC NUT WHT	Nut for AC cable version white
	AC RING BRN	Ring for AC cable version brown
	AC RING RED	Ring for AC cable version red
	AC RING ORG	Ring for AC cable version orange
	AC RING YEL	Ring for AC cable version yellow
	AC RING GRN	Ring for AC cable version green
	AC RING BLU	Ring for AC cable version blue
	AC RING VIO	Ring for AC cable version violet
	AC RING GRY	Ring for AC cable version grey
	AC RING WHT	Ring for AC cable version white
	AC BIGJAW	Cable clamp for wires up to 8 mm

AC RING coloured identification rings. Number identification is optional.



AC NUT coloured backshell available in 9 different colours to fit all AC cable connectors. Used to customise or to identify audio cables in their different use. Number identification is optional.

Big Jaws cable clamp, Cable O.D. 6.6mm to 8mm can be supplied on request.



AC BIGJAW



Standard Jaws cable clamp, cable O.D. 3mm to 6.5mm it is provided with all AC 3 cable connectors.



Not suitable for application above 50 V ac; 75 volt dc.

## Metal Chassis 3-Pin XLR

The metal chassis mount "Z" series connectors are designed for the audio user where durability, reliability and strength across a wide range of applications are important. This AC range is manufactured to the highest quality standards (IEC268-12 and AES 14-1992) and will withstand the harshest environments.

The "D" size housing can be either front or rear mounted using the same panel cut-out.



The detail shows the machined contacts.



Vertical Male PCB



Vertical Female PCB

### DZ Series



XLR 3 FD



XLR 3 MD



AC 3 FDP



AC 3 MDP

Code		XLR 3 Pin - "D" Series
NEUTRIK	AMPHENOL	
NC 3 FDL1	AC 3 FDZ	XLR 3 FD, D metal chassis female solder
NC 3 FDL1 BAG	AC 3 FDZB	3-Pin XLR, D black metal chassis female solder
NC 3 FDL1 B	AC 3 FDZBG	3-Pin XLR, D black metal chassis female golden contacts
	AC 3 FDZG	3-Pin XLR, D metal chassis female golden contacts
	AC 3 FDZV	3-Pin XLR, D metal chassis female vertical PCB
	AC 3 MDZ	3-Pin XLR, D metal chassis male solder
	AC 3 MDZB	3-Pin XLR, D black metal chassis male solder
NC 3 MDL1	AC 3 MMDZ	XLR 3 MD, D metal chassis male machined contacts
NC 3 MDL1 BAG	AC 3 MMDZB	3-Pin XLR, D black metal chassis male machined contacts
NC 3 MDL1 B	AC 3 MMDZBG	3-Pin XLR, D black metal chassis male machin. gold Pin
	AC 3 MMDZG	3-Pin XLR, D metal chassis male machined golden contacts
	AC 3 MDZV	3-Pin XLR, D metal chassis male vertical PCB
	AC 3 MMDZV	3-Pin XLR, D metal chassis male vertical PCB machined contacts

Code		XLR 3 Pin - "D" Series
AC 3 FDP		3-Pin XLR, D plastic chassis female solder
AC 3 FDPL		3-Pin XLR, D plastic chassis female solder latchless
AC 3 FDPIL		3-Pin XLR, D plastic chassis female IDC
AC 3 FDPIL		3-Pin XLR, D plastic chassis female IDC latchless
AC 3 FDPV		3-Pin XLR, D plastic chassis female vertical PCB
AC 3 FDPVL		3-Pin XLR, D pl.chassis female vertical PCB latchless
AC 3 FDPH		3-Pin XLR, D plastic chassis female horizontal PCB
AC 3 FDPHL		3-Pin XLR, D pl.chassis female horizontal PCB latchless
AC 3 MDP		3-Pin XLR, D plastic chassis male horizontal PCB
AC 3 MDPL		3-Pin XLR, D plastic chassis male solder latchless
AC 3 MDPI		3-Pin XLR, D plastic chassis male IDC
AC 3 MDPI		3-Pin XLR, D plastic chassis male IDC latchless
AC 3 MDPV		3-Pin XLR, D plastic chassis male vertical PCB
AC 3 MDPV		3-Pin XLR, D pl.chassis male vertical PCB latchless
AC 3 MDPH		3-Pin XLR, D pl.chassis male horizontal PCB latchless
AC 3 MDPHL		3-Pin XLR, D pl.chassis male horizontal PCB latchless
AC CLIP		Steel flange for AC DP series

### PZ Series

The "P" size housing is the original wide flange front mounting XLR connectors. "PN" is the original narrow flange front mounting male connector.



AC 3 FPZ



AC 3 MMPNZ

Code		XLR 3 Pin - "P" Series
AC 3 FPZ		3-Pin XLR, metal chassis female
AC 3 FPZB		3-Pin XLR, black chassis female
AC 3 MPNZ		3-Pin XLR, metal chassis male
AC 3 MPNZB		3-Pin XLR, black chassis male
AC 3 MMPNZ		3-Pin XLR, metal chassis male machined contacts
AC 3 MMPNZB		3-Pin XLR, black chassis male machined contacts

Not suitable for application above 50 V ac; 75 volt dc.

# 4 - 7 Pin XLR

4, 5 and 7 Pin cable connector versions. The AC Series, as for the 3-Pin series, except they have the "Big Jaws" cable retention system for cables up to 8 mm. A leading first mate break socket contact is standard on all female connectors. The AC series connectors can be quickly and easily assembled without screws. They comply with IEC268-12 and AES 14-1992 standards. 6 Pin connectors are also available in bulk on request.



XLR 5 F

XLR 5 M

Code		XLR 4 - 7 Pin
NEUTRIK	AMPHENOL	
NC 4 FX	AC 4 F	XLR cable female 4-Pin
NC 4 MX	AC 4 M	XLR cable male 4-Pin
NC 5 FX	AC 5 F	XLR 3 F, cable female 5-Pin
NC 5 MX	AC 5 M	XLR 3 M, cable male 5-Pin
NC 7 FX	AC 7 F	XLR cable female 7-Pin
NC 7 MX	AC 7 M	XLR cable male 7-Pin



Big Jaws cable clamp, cable O.D. 6.6mm to 8mm it's provided with AC 4,5 and 7 pin cable connectors.

## DZ Series



XLR 5 MD



XLR 5 FD

The metal chassis mount "Z" series connectors are designed for the audio user where durability, reliability and strength across a wide range of applications are important. This AC range is manufactured to the highest quality standards (IEC268-12 and AES 14-1992) and will withstand the harshest environments. The "D" size housing can be either front or rear mounted using the same panel cut-out.

Code		XLR 4 - 7 Pin - Serie "D"
NEUTRIK	AMPHENOL	
NC 4 FDL1	AC 4 FDZ	XLR D metal chassis female 4-Pin solder
NC 4 MDL1	AC 4 MDZ	XLR D metal chassis male 4-Pin solder
NC 5 FDL1	AC 5 FDZ	XLR 5 FD, D metal chassis female 5-Pin solder
NC 5 MDL1	AC 5 MDZ	XLR 5 MD, D metal chassis male 5-Pin solder
NC 7 FDL1	AC 7 FDZ	XLR D metal chassis female 7-Pin solder
NC 7 MDL1	AC 7 MDZ	XLR D metal chassis male 7-Pin solder

## PZ Series

The "P" size housing is the original wide-flange front mounting XLR connectors. "PN" is the narrow-flange front mounting male connector.

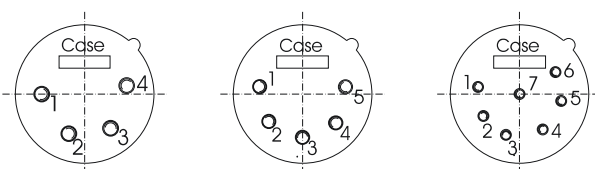
Code		XLR 4 - 7 Pin - Serie "P"
AC 4 FPZ		XLR metal chassis female 4-Pin
AC 4 MPNZ		XLR metal chassis male 4-Pin
AC 5 FPZ		XLR metal chassis female 5-Pin
AC 5 MPNZ		XLR metal chassis male 5-Pin
AC 7 FPZ		XLR metal chassis female 7-Pin
AC 7 MPNZ		XLR metal chassis male 7-Pin



AC 5 MPNZ



AC 5 FPZ



Available from 4 up to 7 pin version.  
7 pin XLRs are supplied with golden contacts

Not suitable for application above 50 V ac; 75 volt dc.



## EP Speaker Series

The EP series incorporates a rugged zinc diecast shell to give it maximum durability when used in demanding situations. The EP Cable connectors are supplied with two different boots for different cable diameters. EP and AP series are completely intermatable.

The EP cable connector cable flex relief design minimises cable bend stress at point of entry into the connector housing.



Code	
EP 4 11P	EP speaker metal connector cable female 4-Pins
EP 4 12	EP speaker metal connector cable male 4-Pins
EP 5 11P	EP speaker metal connector cable female 5-Pins
EP 5 12	EP speaker metal connector cable male 5-Pins
EP 6 11P	EP speaker metal connector cable female 6-Pins
EP 6 12	EP speaker metal connector cable male 6-Pins
EP 8 11P	EP speaker metal connector cable female 8-Pins
EP 8 12	EP speaker metal connector cable male 8-Pins

## EP Panel series



Tough, durable zinc diecast shell distinguishes the EP series.



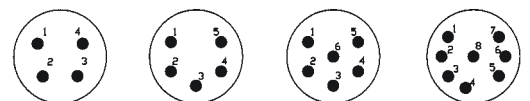
Quick release, vibration resistant latch lock.



High current machined contacts for distortion free signal



Code	
EP 4 13P	EP speaker metal connector chassis female 4-Pins round flange
EP 4 14	EP speaker metal connector chassis male 4-Pins round flange
EP 5 13P	EP speaker metal connector chassis female 5-Pins round flange
EP 5 14	EP speaker metal connector chassis male 5-Pins round flange
EP 6 13P	EP speaker metal connector chassis female 6-Pins round flange
EP 6 14	EP speaker metal connector chassis male 6-Pins round flange
EP 8 13P	EP speaker metal connector chassis female 8-Pins round flange
EP 8 14	EP speaker metal connector chassis male 8-Pins round flange



Available in 4, 5, 6 or 8 contact versions.



Not suitable for application above 50 V ac; 75 volt dc.



# AP Speaker

The AP Series shell is manufactured from tough, durable thermoplastic, and ideal for fixed indoor installations. Made in a cost effective durable thermoplastic housing, they provide the same power handling performance as the EP series. The AP series utilise the same contact and insulator components as those used for EP series. Available on request.



AP 6 11



AP 6 12

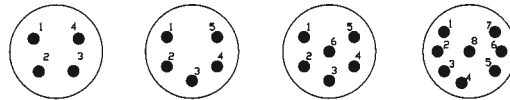


EP and AP series are completely intermatable.

### Features:

- ▶ Solder bucket connections.
- ▶ Precision Machined contacts
- ▶ Thermoplastic Housings
- ▶ Hig current contacts
- ▶ Male and Female cable and chassis connectors available.

Code	
AP 4 11	AP speaker plastic connector cable female 4-Pins
AP 4 12	AP speaker plastic connector cable male 4-Pins
AP 5 11	AP speaker plastic connector cable female 5-Pins
AP 5 12	AP speaker plastic connector cable male 5-Pins
AP 6 11	AP speaker plastic connector cable female 6-Pins
AP 6 12	AP speaker plastic connector cable male 6-Pins
AP 8 11	AP speaker plastic connector cable female 8-Pins
AP 8 12	AP speaker plastic connector cable male 8-Pins



Available in 4, 5, 6 or 8 contact versions.

## AP Panel series

Panel AP connectors feature round and rectangular flange in thermoplastic black shell suitable for front or rear mounting.

Code	Round flange
AP 4 13	AP speaker plastic connector chassis female 4-Pins round flange
AP 4 14	AP speaker plastic connector chassis male 4-Pins round flange
AP 5 13	AP speaker plastic connector chassis female 5-Pins round flange
AP 5 14	AP speaker plastic connector chassis male 5-Pins round flange
AP 6 13	AP speaker plastic connector chassis female 6-Pins round flange
AP 6 14	AP speaker plastic connector chassis male 6-Pins round flange
AP 8 13	AP speaker plastic connector chassis female 8-Pins round flange
AP 8 14	AP speaker plastic connector chassis male 8-Pins round flange

Code	Rectangular flange
AP 4 21	AP speaker plastic connector chassis female 4-Pins rectangular flange
AP 4 22	AP speaker plastic connector chassis male 4-Pins rectangular flange
AP 5 21	AP speaker plastic connector chassis female 5-Pins rectangular flange
AP 5 22	AP speaker plastic connector chassis male 5-Pins rectangular flange
AP 6 21	AP speaker plastic connector chassis female 6-Pins rectangular flange
AP 6 22	AP speaker plastic connector chassis male 6-Pins rectangular flange
AP 8 21	AP speaker plastic connector chassis female 8-Pins rectangular flange
AP 8 22	AP speaker plastic connector chassis male 8-Pins rectangular flange



AP 6 14



AP 6 13



AP 4 21



AP 4 22



Not suitable for application above 50 V ac; 75 volt dc.

## DIN and Sub-D

These 8 contact connectors feature a small locking ring and are typically used for control signals on lighting desks or dimmers.



LDIN 8 FP



LDIN 8 MV

Code	
LDIN 8 FP	Locking DIN 8-pin panel female
LDIN 8 MV	Locking DIN 8-pin cable male

### Sub-D connectors

Classic computer connectors, available in solder contact version with 9, 15 and 25 pins, male and female. Cable and panel types.



SD 25 F



SD 25 M

Code	
SD 09 F	Sub-D female 9 pins
SD 09 M	Sub-D male 9 pins
SD 15 FVGA	Sub-D female 15 pins
SD 15 MVGA	Sub-D male 15 pins
SD 25 F	Sub-D female 25 pins
SD 25 M	Sub-D male 25 pins



SD 09 F



SD 09 M

### Sub-D covers

Sub-D cable connectors are available with plastic and metal clamp shells. The plastic shells can be supplied in two versions: long fixing screws, allowing for screwing and tightening operations without tools, or short screws for use with a screw-driver.



SD 25 CM



SD 25 CP



SD 25 CPV

Code	
SD 09 CM	Metal shell for Sub-D 9 and 15 VGA contacts
SD 09 CP	Plastic shell for Sub-D 9 and 15 VGA contacts
SD 09 CPV	Plastic shell with long screws for Sub-D 9 and 15 VGA contacts
SD 25 CM	Metal shell for Sub-D 25 contacts
SD 25 CP	Plastic shell for Sub-D 25 contacts
SD 25 CPV	Plastic shell with long screws for Sub-D 25 contacts



Not suitable for application above 50 V ac; 75 volt dc.